

- Clicking the link @ hallerandhug.com will bring patients to this sign on page
- Patients can then choose the FMH login or the use an alternative option
- If patients have never visited the site before they can choose I need to sign up. Please be aware if you have ever before had an account you must contact the office prior to making a new account

https://hallerandhug.followmyhealth.com/Login/Home/Index?authproviders=0&returnArea=PatientAccess#/default

ookmarks | New Tab | OptumHealth Finan | FollowMyHealth™ L | work sites | 27555 Office - Sterilr | schedules.schedules | Norton Small Busine | Susan G. Komen® - | Preventive Servic

H² HALLER & HUG PC

Download on the App Store

GET IT ON Google Play

FMH Sign In

or, use an alternative

I need to sign up

Help | English

or, use an alternative

Facebook Google Microsoft Yahoo! Cerner

[How is this information used?](#)

- Patients who have gained access to the portal from an invite sent by our office won't need to complete this step.
- Patients new to the FollowMyHealth website will need to add the connection to Haller & Hug, PC in order to see their chart.
- Patients who have ever before had an account must contact the office prior to making a new account

The screenshot shows the H2 Haller & Hug PC patient portal. At the top, there is a navigation bar with links for 'Send a Message', 'Schedule an Appointment', and a user profile 'Hello Testpatie...'. A dropdown menu for 'My Account' is open, showing options like 'My Connections', 'Billing', 'Preferences', 'Support', 'Help', and 'Sign Out'. Below the navigation bar, there are tabs for 'Home', 'Inbox (14)', 'My Health', and 'Info'. The main content area is titled 'Demographics' and includes a 'Save' button and a 'Send' button. There are four sub-tabs: 'General', 'Emergency Contact', 'Responsible Party', and 'Insurance'. The 'General' tab is active, showing 'Basic Information' and 'Contact Information' sections. The 'Basic Information' section includes fields for 'Preferred Name', 'First Name' (Testpatient), 'Middle Name', 'Last Name' (Test), 'Date of Birth' (02/15/2012), and 'Social Security Number'. The 'Contact Information' section includes fields for 'Home Phone' ((248) 477-5608) and 'Work Phone'. Below these sections is a section for 'Birth Sex / Sexual Orientation / Gender Identity' with dropdown menus for 'Birth Sex' (Male), 'Sexual Orientation', and 'Gender Identity' (Male).

- We should always be listed in the connections tab and it should always say connected
- Only Physicians Patients have actually seen in the office will be listed under your connections
- Patients can add any Physician/Organization they have seen that uses the FollowMyHealth portal, search by name or zip code under the add connection button

https://hallerandhug.followmyhealth.com/patientaccess#/Connections

H² HALLER & HUG PC

Home | Inbox (41) | My Health | My Info

My Connections Visualize My Connections

▼ With Providers and Healthcare Organizations (2 Organizations, 6 Providers) Add Organization

Haller and Hug PC (Connected)

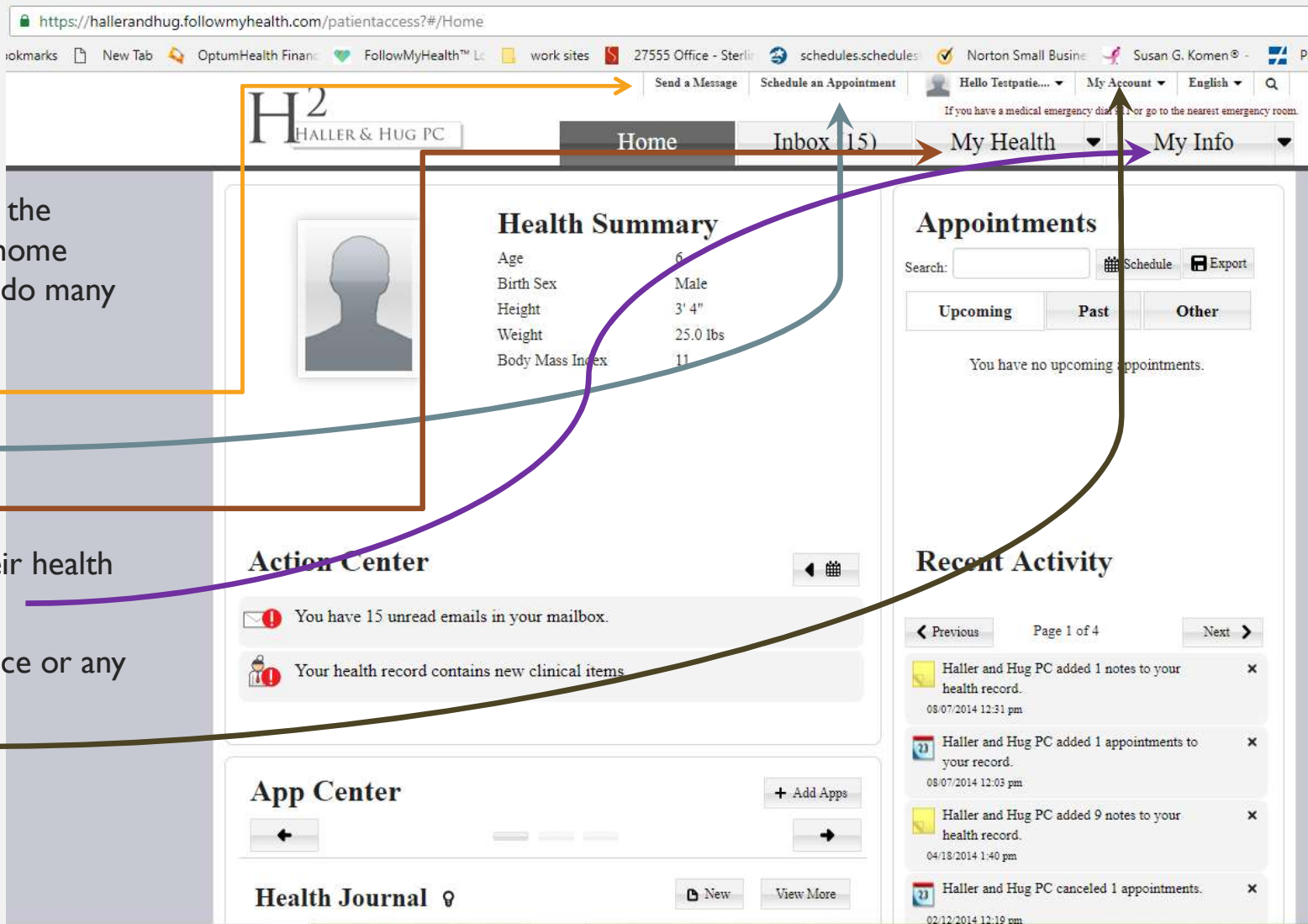
27555 Farmington Rd
Suite 120
Farmington Hills, Michigan 48334
+1 248-477-5608

Frank Martilotti, MD What do you want to do?

Affiliated Practice: Haller and Hug PC
Credentials: MD
Specialties: Internal Medicine
Place of Service: Haller and Hug PC
Contact Info: 27555 Farmington Rd, Suite 120, Farmington Hills, Michigan 48334, +1 248-477-5608

Lori A Finn, MD What do you want to do?

Affiliated Practice: Haller and Hug PC
Credentials: MD
Specialties: none
Place of Service: Haller and Hug PC
Contact Info: 27555 Farmington Rd, Suite 120, Farmington Hills, Michigan 48334, +1 248-477-5608



- Once patients have entered the portal they will land at the home screen. From here they can do many things.
- Send a message
- Request an appointment
- Review their chart
- Make personal notes on their health in their own private chart
- Add connections to our office or any other office that uses the FollowMyHealth portal

https://hallerandhug.followmyhealth.com/patientaccess#/Inbox

Send a Message Schedule an Appointment Hello Testpatie... My Account English

If you have a medical emergency dial 911 or go to the nearest emergency room.

H²

HALLER & HUG PC

Home **Inbox (14)** My Health My Info

Add Folder Edit Folders Compose

Inbox (14)

Sent

Outbox

Trash

From: The Office of Haller and Hug PC
To: Testpatient Test
Date: 12/19/2016 11:39 am
Subject: New After Hours Number

Please make note that our after hours number has changed. As of 12-19-16 the new number is 248-522-2838. This is the number you should use if you have an urgent need to contact your physician when the office is closed.

Thank You and Happy Holidays!

Haller & Hug, PC

.followmyhealth.com/patientaccess#

- Patient messages are located in the inbox. Patients can also send a message from this screen using the compose button.
- Messages found here would include correspondence from the doctor as well as appointment notifications and any general messages sent by the office to all patients

- Under the My Health tab patients will have access to their chart information most items put into your chart by the office are available in this section of the portal account
- The tabs listed here all have the information as stated.
- Any items under these tabs can be sent to print email or fax at the patients discretion.

lowmyhealth.com/patientaccess#/MyHealth/Summary

DptumHealth Finan FollowMyHealth™ Lc work sites 27555 Office - Steril schedules.schedules Norton Small Busine Susan G. Komen

H² HALLER & HUG PC

Send a Message Schedule an Appointment Hello Testpatie... My Account English

If you have a medical emergency dial 911 or go to the nearest emergency room.

Home Inbox (14) **My Health** My Info

Summary Conditions Medications Allergies Immunizations Results Vitals Documents Chart

Demographics

Testpatient Test
765 Street
Manchester, Michigan 48158
02/15/2012

New Photo

My Care Team + Add Provider
Click the 'Add' button to create and edit a list of your most frequently used healthcare professionals. This list will be saved to your FollowMyHealth Summary screen, which can then be printed and shared with your physicians.

Import Send

H² HALLER & HUG PC

Send a Message Schedule an Appointment Hello Testpatie... My Account English

If you have a medical emergency dial 911 or go to the nearest emergency room.

Home Inbox (14) **My Health** My Info

Summary Conditions Medications Allergies Immunizations Results Vitals Documents Chart

Immunizations

Show Received + Add Immunization View Schedule Send

DTaP	DTaP	07/15/2013	Received
Influenza (3 years and up)	Influenza (3 years and up)	08/13/2012	Received

Email
Print
Fax

- Under this tab Patients have the option to add personal health records, they can add notes for themselves regarding conditions, results or any other items.
- Patients can also graph their lab results to see how they compare from previous dates.

- Under the My Info tab Patients have the ability to update their information

The screenshot shows a patient portal interface for H² HALLER & HUG PC. At the top, there are navigation links: 'Send a Message', 'Schedule an Appointment', 'Hello Testpatie...', 'My Account', and 'English'. A secondary navigation bar contains 'Home', 'Inbox (14)', 'My Health', and 'My Info'. The 'My Info' tab is active, displaying the 'Demographics' section. This section has 'Save' and 'Send' buttons. Below are four tabs: 'General', 'Emergency Contact', 'Responsible Party', and 'Insurance'. The 'General' tab is selected, showing 'Basic Information' and 'Contact Information' sections. The 'Basic Information' section includes fields for Name/DOB (Preferred Name, First Name: Testpatient, Middle Name, Last Name: Test, Date of Birth: 02/15/2012, Social Security Number) and Birth Sex / Sexual Orientation / Gender Identity (Birth Sex: Male, Sexual Orientation, Gender Identity: Male). The 'Contact Information' section includes Home Phone: (248) 477-5608 and Work Phone.

H² HALLER & HUG PC

Send a Message | Schedule an Appointment | Hello Testpatie... | My Account | English

If you have a medical emergency dial 911 or go to the nearest emergency room.

Home | Inbox (14) | My Health | **My Info**

Demographics

Save | Send

General | Emergency Contact | Responsible Party | Insurance

Basic Information

Name/DOB

Preferred Name:

First Name:

Middle Name:

Last Name:

Date of Birth (e.g. 10/29/1985):

Social Security Number:

Contact Information

Home Phone:

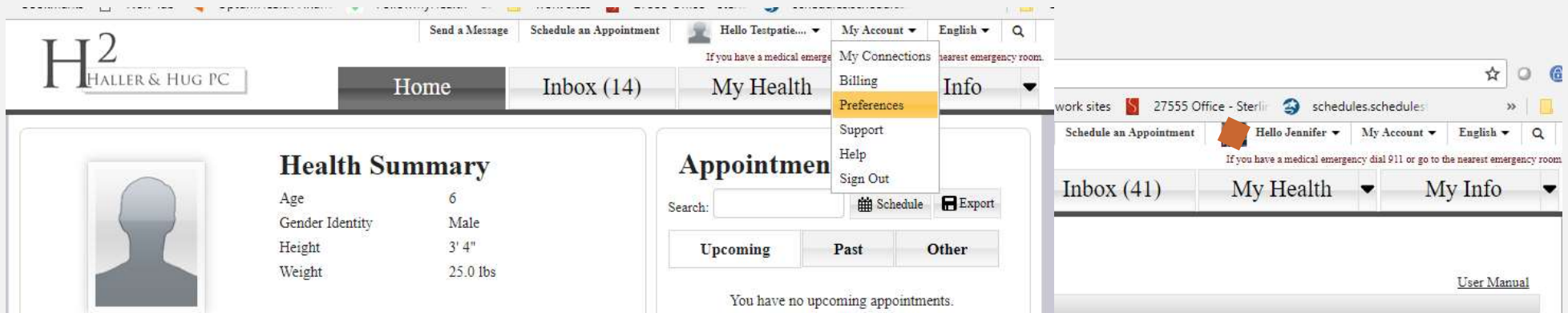
Work Phone:

Birth Sex / Sexual Orientation / Gender Identity

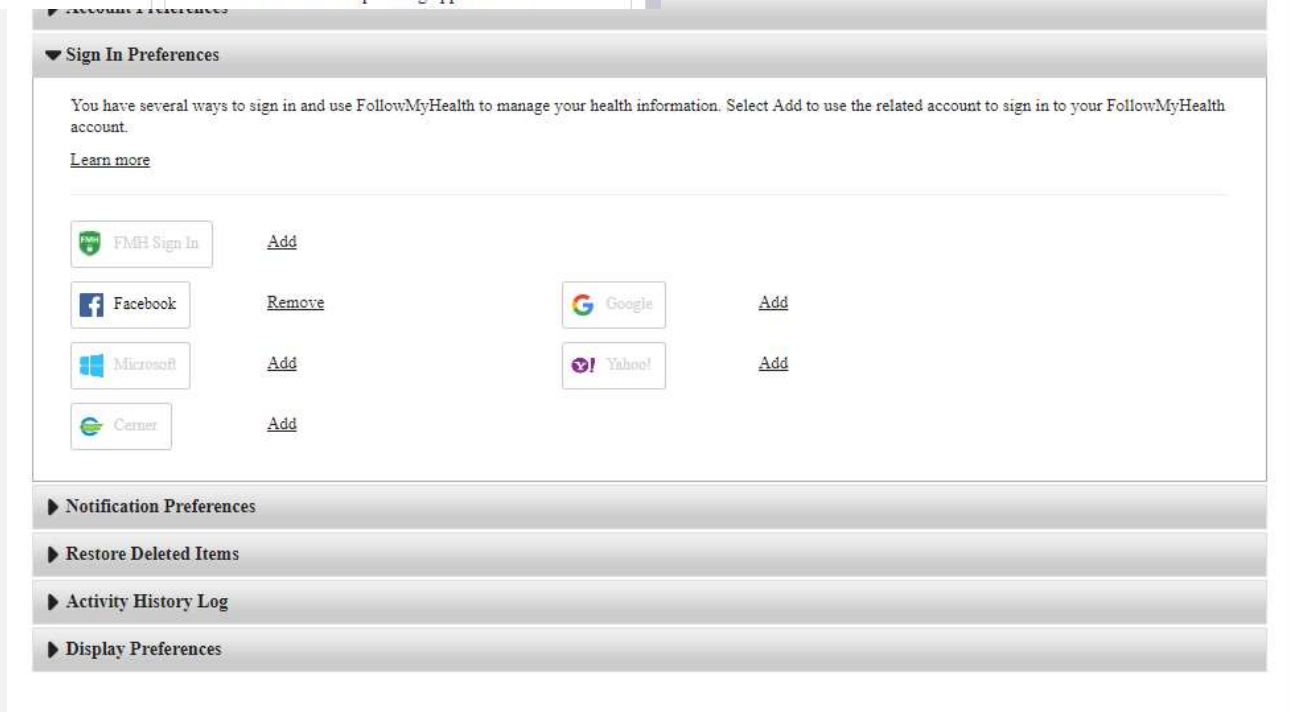
Birth Sex:

Sexual Orientation:

Gender Identity:



- Patients can edit their preferences under the My Account drop down menu
- Patients can choose to add or delete any of the following sign in preferences, however they must have at least one primary at all times



- Patients can choose to receive notifications for Appointments, communications and any bulletins that the office may send

The screenshot displays the patient portal interface for H2 HALLER & HUG PC. At the top, there is a navigation bar with links for 'Send a Message', 'Schedule an Appointment', 'Hello Jennifer', 'My Account', and 'English'. A search icon is also present. Below the navigation bar, there are tabs for 'Home', 'Inbox (41)', 'My Health', and 'My Info'. The main content area is titled 'Notification Preferences' and contains the following information:

FollowMyHealth™ can send emails or text messages notifying you of important updates to your health record, informing you of changes to your appointment schedule, or to remind you of health related activities you need to complete. **Please note that notifications via email and SMS are not encrypted.**

Email: ktjmayer@comcast.net [Change](#) Cell Phone: (734) 674-6488 [Change](#) [Remove](#)

Appointment Reminders

- Email
- Text Message

Appointment Updates

- Email
- Text Message

Updates to Health Record

- Email
- Text Message

Notice of Communication From Provider

- Email
- Text Message

Organization Bulletins

- Email
- Text Message

At the bottom of the page, there are three links: 'Restore Deleted Items', 'Activity History Log', and 'Display Preferences'.